

NATIONAL SEMICONDUCTOR— POWER MANAGEMENT STRATEGY

ABSTRACT

This report (94 pages, 66 figures, 13 chapters) delivers an in-depth and comprehensive analysis of National’s power management strategy – its businesses, markets, products, and technologies.

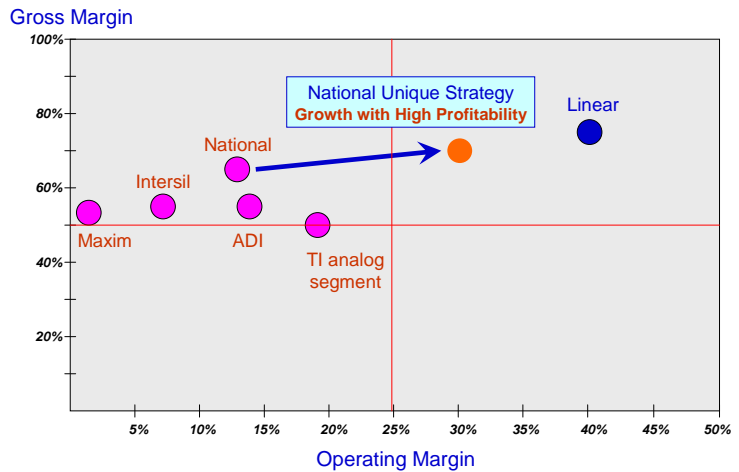
Power management represents nearly one-half of National’s total revenues, which were \$1.5B in FY09 (May 2009). National’s corporate strategic thrust is embodied in its PowerWise® product branding strategy which assures to its customers that **all products have the highest power efficiency** at very high analog performance. National’s legacy core analog competency has evolved over time into a leading power management franchise as well as its profit and growth engine. Under the new top management the company has already distanced itself from other leading Power IC vendors and is approaching Linear Technology in terms of gross margins.

This report demonstrates that National is well positioned to become the industry’s top IC vendor in terms of performance and valuation by breaking the historic growth-profit barrier of the Analog IC business. The growth-profit barrier represents the traditional tradeoff between revenue growth and profitability that has marked the industry since its start five decades ago.

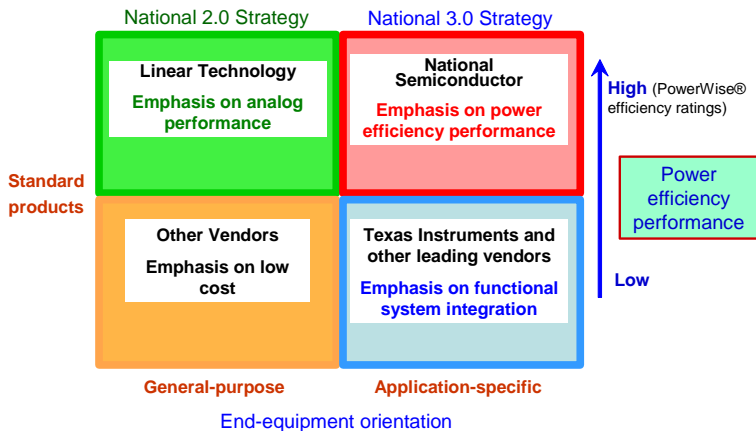
Achieving industry-average **growth while sustaining very high net margins** would be an exceptional and unique achievement.

The report reveals the key success factors enabling National to achieve this elusive achievement which is uniquely possible in the power management domain where power efficiency is a common denominator to all end-equipment systems. This in turn allows National to focus on standard product ICs with high power efficiency performance.

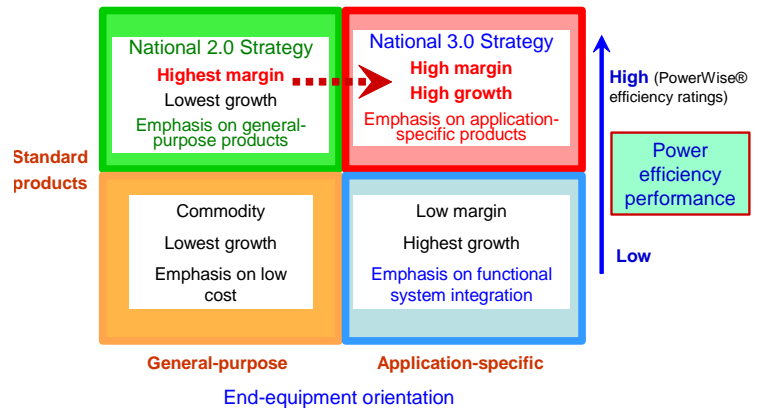
There is no such common denominator for signal path products where there is a large number of various analog performance attributes unique to specific products and end-equipment applications. Hence Linear Technology, the most profitable vendor in the semiconductor business for decades, has more limited revenue growth opportunities.



Competitive Positioning



Strategy Framework



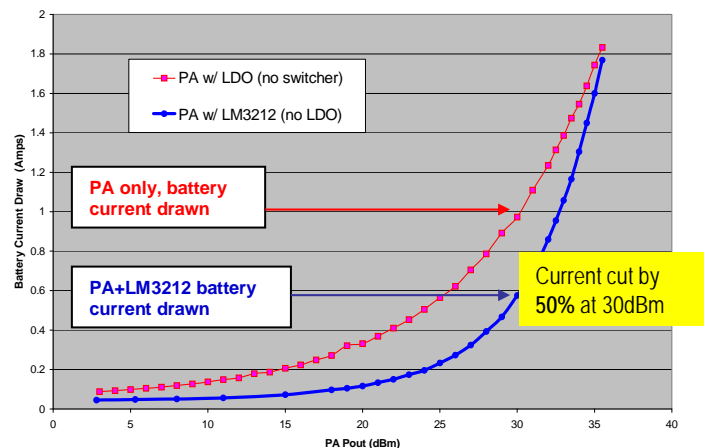
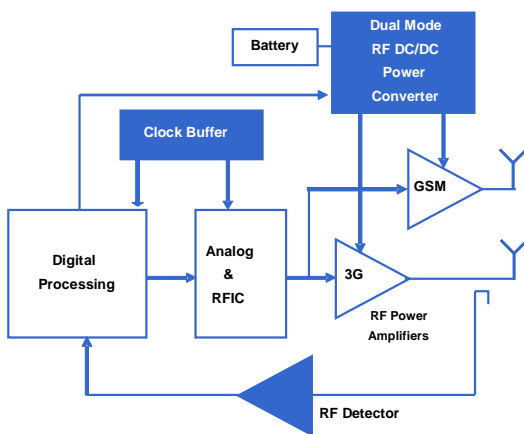
National's power management strategy evolved along profit driven "National 2.0" and growth driven "National 3.0" corporate strategy initiatives. The essence of the current National 3.0 strategy is revenue growth while sustaining the relatively high gross margin level achieved by the National 2.0 strategy. In product terms this means a transition from an emphasis on general-purpose building block products to end-equipment oriented application-specific products. As a result, the company's revenue stream composition shifts to an opportunistic revenue layer on top of the profit rich foundation annuity revenue layer. Currently, National's profit rich annuity revenue layer represents nearly two-thirds of the company's revenues, and is mainly derived from industrial and communications/networking market segments.

In essence, National 3.0 strategy framework's objective is to position National in the analog market landscape into a unique growth-profit position in the performance and valuation area epitomized by Linear Technology.

Successful execution of the National corporate ("National 3.0") strategy will place National among the top industry performers **within the next two years**. Importantly, all key factors supporting this strategy are already in place:

- o It has a new top management that is committed to and capable of executing this strategy, and there is an organizational structure already in place supporting the strategy execution
- o The new management team has already successfully executed the profit-driven first strategy phase that has placed the company into the highest margin space epitomized by Linear Technology
- o National already has a well established power management franchise based on the company's **power-efficiency core competency**
- o National has demonstrated the ability to achieve high margins while addressing the cost sensitive mobile devices business (about 30 percent of total revenues)
- o The company has comprehensive in-house manufacturing and packaging technologies
- o National has established an uncompromising minimum margin requirement that assures a high fall-through rate to gross margin; this will sustain the 70 percent range gross margin level
- o National has already realigned its distribution channel to support the application-specific aspects of its unique strategy

High margin and revenue growth will be achieved primarily via application-specific products. This requires a shift from building block products to application-specific and system-level products. This, in turn, means a shift from an emphasis on product level **to end-equipment power efficiency performance** as well as a shift to vertical end-markets.



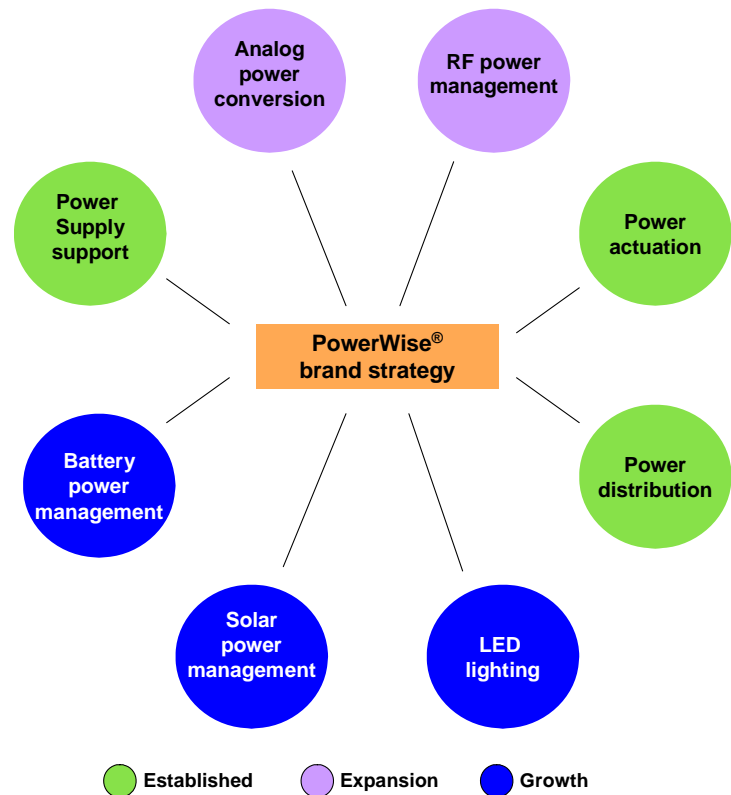
Products for the RF power management domain represent **an actual example of National's approach to breaking the analog growth-profit barrier**. This power domain offers a high potential for improving the power efficiency of RF power modules for mobile devices as well as wireless base stations, because these subsystems typically feature very low levels of power efficiency. National's SuPA family of RF power converters enable a 50 percent reduction in drawn battery current in comparison with a case when RF power amplifier is directly powered by the battery.

The National power management franchise generates large revenues per generic product – about \$1.3M per year. Well established product lines such as Simple Switcher® power conversion products introduced in 1990 and evolving through five family generations generate about \$5M per generic product.

Product category	FY09 revenue		FY10 revenue (estimate)		Generic products		Revenue per generic product (\$M)
	\$M	% of total	\$M	% of total	Number	% of total	
Power management	672	51%	690	54%	513	31%	1.3
Amplifiers	336	25%	304	24%	302	18%	1.1
Interface	161	12%	138	11%	280	17%	0.6
Data conversion	88	7%	83	7%	188	12%	0.5
Application-specific analog	73	5%	55	4%	365	22%	0.2
Total analog segment	1,329	100%	1,281	100%	1,648	100%	0.8
Other (non-analog) segment	131	9%	110	8%	–	–	–
Total company	1,460	–	1,381	–	–	–	–

In this report all National's power management products are segmented into **eight power domains**:

- o Analog power conversion -- includes about 65 percent of total power management products and represents about 58 percent of total power management revenues
- o LED lighting -- highest growth business and a major business thrust area
- o Solar power management -- emerging growth business and a major business thrust area targeting global industry leadership
- o RF power management -- growth business and the company's business focus area
- o Battery power management -- focus on battery charging and the emerging business for battery power management of electric vehicles (EV). EV technology leverages the company's solar power management technology.
- o Power distribution -- hot plug controllers, USB switches, and power-over-Ethernet (PoE) products
- o Power actuation -- power MOSFET drivers, power drivers, and motor control ICs
- o Power supply support -- voltage monitors, power sequencers, and voltage references



All eight power domain businesses are guided by the objectives of the PowerWise® umbrella branding strategy. In each power domain National focuses on end-equipment applications featuring the lowest level of energy efficiency, hence, enabling the company to grow revenues as well as sustain very high profitability.

NATIONAL SEMICONDUCTOR— POWER MANAGEMENT STRATEGY

TABLE of CONTENTS (94 pages, 66 figures, 13 chapters)

1	INTRODUCTION	7
2	KEY FINDINGS (Findings 1 to 22).....	10
3	BUSINESS and STRATEGY	24
3.1	Business Structure and Attributes	
3.2	National's Differentiating Business Strategy	
3.2.1	PowerWise® strategic umbrella	
3.2.2	Five power management trust areas	
3.2.3	National's power management strategy blueprint	
3.2.4	Role of acquisitions	
3.3	National's Revenue Trends by End-Market Segment (FY09--FY10)	
3.3.1	Industrial segment	
3.3.2	Communications and networking segment	
3.3.3	High-end consumer segment	
3.3.4	Computing segment	
3.3.5	Pull-through business leverage	
3.4	National's Revenues by Product Category (FY09--FY10)	
3.5	National's Power Domains and Positioning for Growth	
4	PRODUCTS SEGMENTATION vs. NATIONAL BUSINESS STRATEGY	39
4.1	Power Management Products Segmentation and Strategy Implications	
4.2	Segmentation by Functional Role in End-Equipment Applications	
4.3	Segmentation by Integration of Functional Content	
4.4	Segmentation by End-Equipment Applications	
4.4.1	Non-mobile AC line/primary battery powered products	
4.4.2	Mobile rechargeable battery powered products	
4.5	National's Power Products Portfolio by Power Domain	
5	ANALOG POWER CONVERSION DOMAIN	49
5.1	Analog Power Conversion Domain – The Big Picture	
5.2	Simple Switcher® DC/DC Converters and Controllers	
5.3	Simple Switcher® Power Modules	
5.4	High-Voltage Power Supplies—The LM5K Family	
5.5	DDR Memory Supplies	
5.6	FPGA Power Supplies	
5.7	Linear and Low Dropout (LDO) Regulators	
5.8	Charge Pumps	
5.9	Power Management Units (PMU)	
5.10	Energy Management Units (EMU)	

6	LED LIGHTING DOMAIN.....	63
6.1	Portable Device Lighting	
6.2	PC, TV, and Monitor Backlighting	
6.3	Automotive Lighting	
6.4	General Lighting	
7	SOLAR POWER MANAGEMENT DOMAIN.....	69
7.1	SolarMagic® Products and Integration Trends	
8	POWER ACTUATION DOMAIN.....	71
8.1	Power MOSFET Drivers	
8.2	Motor Control ICs	
8.3	Power Drivers	
9	POWER DISTRIBUTION DOMAIN.....	74
9.1	Hot Plug Controllers	
9.2	USB Protection Switches	
9.3	Power-over-Ethernet (PoE) Products	
10	BATTERY POWER MANAGEMENT DOMAIN.....	77
11	POWER SUPPLY SUPPORT DOMAIN.....	78
11.1	Voltage Supervisors	
11.2	Power Sequencers	
11.3	Voltage References	
11.4	Load Share Controllers and Current Gauge ICs	
12	RF POWER MANAGEMENT DOMAIN.....	79
13	TECHNOLOGY and MANUFACTURING TRENDS.....	81
	APPENDIX 1 – Analog ICs Market View.....	85
1	Analog IC Definition	
2	Analog ICs Segmentation	
3	General-Purpose Category	
4	Application-Specific Category	
5	Analog ICs Market Data (2008 to 2010)	
6	Power ICs Market Data (2008 to 2010)	

List of Figures

- 3.1 National's Financial Trends (FY09--FY10))
- 3.2 Analog Market Landscape—Gross and Operating margins (FY09)
- 3.3 National's Business Operating Structure—Products Group
- 3.4 Business Model Evolution and Implications
- 3.5 Energy Efficiency Ratings for PowerWise[®] Products
- 3.6 PowerWise[®] Brand AVS Energy Management Units
- 3.7 Five major Business Trust Areas in Power Management
- 3.8 National's Power Management Strategy Blueprint
- 3.9 Application Areas of Low Power Efficiency
- 3.10 National's Revenue Profile and Trends by End-market Segment (FY09--FY10)
- 3.11 National's Revenue Profile by Product Category (FY09--FY10)
- 3.12 National's Eight Power Domains—Leveraging the PowerWise[®] Technology
- 3.13 Power Management Revenues and Products by Power Domain (FY09--FY10)

- 4.1 Analog Products Segmentation
- 4.2 Analog Products Segmentation and Attributes
- 4.3 Power management products segmentation vs. National Strategy—The Big Picture
- 4.4 National's High Growth and High Margin Strategy
- 4.5 National's Eight Power domains—Leveraging the PowerWise[®] Technology
- 4.6 Integration Hierarchy of National's Power Products
- 4.7 Non-Mobile AC Line/Primary Battery Powered Power IC Categories
- 4.8 Isolated Power Conversion ICs by Product Type — National vs. Select Vendors
- 4.9 Intermediate Bus Architecture (IBA) vs. Non-Mobile AC Line Powered Power Products
- 4.10 Mobile Battery Powered Power IC Categories
- 4.11 National's Power Products Portfolio by Power Domain
- 4.12 Power Management Product Segmentation—General Purpose vs. Application Specific

- 5.1 Analog Power Conversion ICs — Segmentation and Attributes
- 5.2 Analog Power Conversion Domain ICs — The Big Picture
- 5.3 Analog Power Conversion Domain—The Big Picture View
- 5.4 Simple Switcher[®] Products Portfolio—The Big Picture
- 5.5 Simple Switcher[®] Buck Converter (LM22679)
- 5.6 Simple Switcher[®] Buck Controller (LM3151)
- 5.7 Simple Switcher[®] Power Module Product Portfolio
- 5.8 Simple Switcher[®] Power Module (LMZ10505)
- 5.9 High-Voltage Power Supplies—The LM5K Family
- 5.10 High-Voltage Buck Converter (LM5010A)
- 5.11 Half-Bridge PWM Controller (LM5039)
- 5.12 Multi-Output Buck DC/DC Converter (LM26420)
- 5.13 5V Micropower LDO Regulator (LP2954)
- 5.14 National's Power Management Units (PMU) Applications
- 5.15 Integrated Power Management Units (PMU)
- 5.16 PMU for Application/Multimedia Processors and Sub-systems
- 5.17 National's PMU Integration Scope
- 5.18 PowrWise[®] Adaptive Voltage Scaling (AVS) Technology Concept

- 5.19 Comparative Energy Saving Using AVS Technology
- 5.20 5A Buck Energy Management Unit (EMU) (LM10500)

- 6.1 National's LED Lighting Application Areas
- 6.2 National's Lighting Management Unit (LMU)
- 6.3 Advanced Lighting Management Unit (LMU) (LP3954)
- 6.4 Intelligent Backlighting Solution
- 6.5 Six-Channel Regulator for LED Backlighting (LM3432)
- 6.6 N-Channel Controller for Constant Current LED Driver (LM3421)
- 6.7 National's LED Drivers for General Lighting Applications
- 6.8 Triac Dimmable LED Driver (LM3445)

- 7.1 SolarMagic[®] Panel Optimizer Module (SM1230)
- 7.2 SolarMagic[®] Power Management Technology

- 8.1 100V Half Bridge Gate Driver (LM5106)
- 8.2 3A, 55V DMOS Full Bridge Motor Driver (LMD18245)
- 8.3 Quad High Side Power Driver (LMD18400)

- 9.1 PMBus System Power Management and Protection IC (LM25066)
- 9.2 Quad Port USB Power Distribution Switch and Over-Current Protection (LM3544)
- 9.3 Integrated Power-over-Ethernet PD Interface and PWM Controller (LM5070)

- 10.1 LI-Ion Battery Charger Controller (LM3622)

- 12.1 Buck DC/DC Converter for RF Power Amplifiers (LM3205)

- 13.1 Overview of National's processing technologies (CMOS, BiCMOS, BCD)
- 13.2 DMOS Power Switch Implementation in the ABCD Process

Appendix Figures

- A1 Analog ICs Market Trends (WSTS, PG)
- A2 Power ICs Market View (PG)

ORDER FORM

Power Management IC Series

Print, Fill out, and E-mail

Report Title	Pages/Figures	Report Price	Order
National — Power Management Strategy (Businesses, Markets, Products, Technologies)	81 pages 72 figures	\$4,450	\$ _____
Intersil — Power Management Strategy (Businesses, Markets, Products, Technologies)	86 pages 78 figures	\$4,450	\$ _____
Maxim — Power Management Strategy (Businesses, Markets, Products, Technologies)	81 pages 72 figures	\$4,450	\$ _____
Texas Instruments—Power Management Strategy (Businesses, Markets, Products, Technologies)	86 pages 78 figures	\$4,450	\$ _____
Digital Power ICs — High Growth Opportunities for IC and Foundry Vendors (2009 to 2015)	146 pages 98 figures	\$4,450	\$ _____
Analog Power Conversion ICs — Enabling Power Management Applications (2009 to 2015)	122 pages 81 figures	\$4,450	\$ _____
LED Driver ICs for Displays and Lighting — From Cell Phones to Street Lights — Markets and Trends	110 pages 54 figures	\$4,450	\$ _____
Power ICs in Portable Devices — Market, Vendors, Technologies and Integration Trends	75 pages 30 figures	\$4,450	\$ _____
ICs for ESD and EMI Protection — Markets and Integration Trends	69 pages 41 figures	\$4,450	\$ _____
The Rise of BCD Technology in Power ICs — Where and Why	147 pages 45 figures	\$4,450	\$ _____
BCD-based Integration Platform for Power ICs — A Significant Value-Added Opportunity for IC Vendors	63 pages 38 figures	\$4,450	\$ _____
15% Discount for Multiple Reports		Total	\$ _____

The highlighted reports are offered together at a 20% discount for a single-user license and at a 30% discount for a corporate license

Payment Method (We promptly send our Invoice for your records)

AmEx [] Visa [] MC [] **Card No.** _____ **Exp. Date** _____

Card Holder _____ Signature _____

Check (for credit card, check or wire transfer payment contact us for further information)

Purchase _____ Phone to _____
Order No. _____ Verify P.O. _____

Signature _____ Date _____
Authorizing Order

Payment terms: Our payment terms are 15 working days

Contact Information

Name _____ Title _____

Company _____ Division _____

Phone _____ Fax _____ E-mail _____

PETROV GROUP 4173 El Camino Real, Suite #40
Palo Alto, CA 94306

E-mail: boris@petrovgroup.com